



## 1920

The very compact aluminum 1920 flashlight is designed with size and extreme performance in mind. Using readily available AAA batteries, this bright LED light creates a clean white beam. Long run times combined with high and low light output modes, make for an efficient lighting tool; the perfect personal light.

- Unconditional Lifetime Guarantee of Excellence
- Ingress Protected IPX7
- High / Low modes
- On/Off/Momentary Switch
- 2 AAA Batteries



### DIMENSIONS

---

<b>Length</b>	5.50" (14 cm)
---------------	---------------

### MATERIALS

---

<b>Body</b>	Aluminum with Type II Anodized
<b>O-Ring</b>	EPDM
<b>Lens</b>	Polycarbonate (PC)
<b>Shroud</b>	Aluminum with Type II Anodized
<b>Clip</b>	High Carbon Steel

### COLORS

---

 Black
-------------------------------------------------------------------------------------------

### LIGHT SPECS

---

<b>Lamp Type</b>	LED
------------------	-----

### POWER

---

<b>Battery Size</b>	AAA
<b>Battery Type</b>	Alkaline
<b>Battery Quantity</b>	2
<b>Batteries Included</b>	yes
<b>Volts</b>	3.0v

### WEIGHT






---

<b>Weight With Batteries</b>	2.2 oz (62 gr)
<b>Weight Without Batteries</b>	1.4 oz (40 gr)

### SWITCH

---

<b>Switch Type</b>	Momentary Push Button
<b>Light Modes</b>	On /Off / Momentary

FL1 STANDARD	HIGH	LOW
	224 LUMENS	22 LUMENS
	2h 15mins	8h 45mins
	81m	25m
	1640cd	152cd
	IPX7	

ACCESSORIES



**1916**  
Break-Away Safety Lanyard